

Anabolic Lab™

Analytical Lab Testing for
Anabolic Steroid Harm Reduction

<https://anaboliclab.com>

Lab Report – October 31, 2016

Valkyrie Pharmaceutical
Boldenone 250 (250 mg/mL)
Boldenone Undecylenate



If you like the attached report, please visit [our website](https://anaboliclab.com) to find out how you can support independent and objective lab testing.



Simec AG

Gärtnerrieweg 4 B CH-4665 Oftringen
Telefon +41 62 752 83 08 Fax +41 62 752 83 09
E-Mail: info@simec.ch www.simec.ch

Test report

Number **C 47824**

Object of analysis: Valkyrie Pharmaceuticals Boldenone 250

Customer: AnabolicLab.com **Samples:** 1

Batch: XFR3666 **Receipt:** 30.08.2016


Subject: Assay, Identification Boldenone Undecylenate

Method(s): HPLC, SOP M 006

Sample / Analysis:	Method	Status	Result	Specification	complies
<u>Boldenone Undecylenate:</u>					
Identification	HPLC	N	complies	complies	yes
Content	HPLC	N	236.6 mg/mL	250 mg/mL	-
TAMC	SOP M 006	N	< 10 cfu/g	-	-
TYMC	SOP M 006	N	< 10 cfu/g	-	-

Method-status: G = GMP A = accredited V = generally validated P = validated on product N = not validated
E = external lab

Remarks: The sample(s) mentioned above have been analysed as they have been sent to us by the client. We have not controlled external processes like manufacturing, labelling, sampling, shipping, storage. These results are for information only and do not compensate for correct quality control by the manufacturer/distributor. Generally, pharmaceutical products have to be produced and distributed under full GMP/GDP regime, including GMP-compliant analyses with validated methods. It is not allowed to use this analysis in the context of doping/sports/competitions or any other illegal action, neither by the athlete nor by the tutor/trainer or any other person.

Signatures:  **controlled & released:**  **Staff:** 

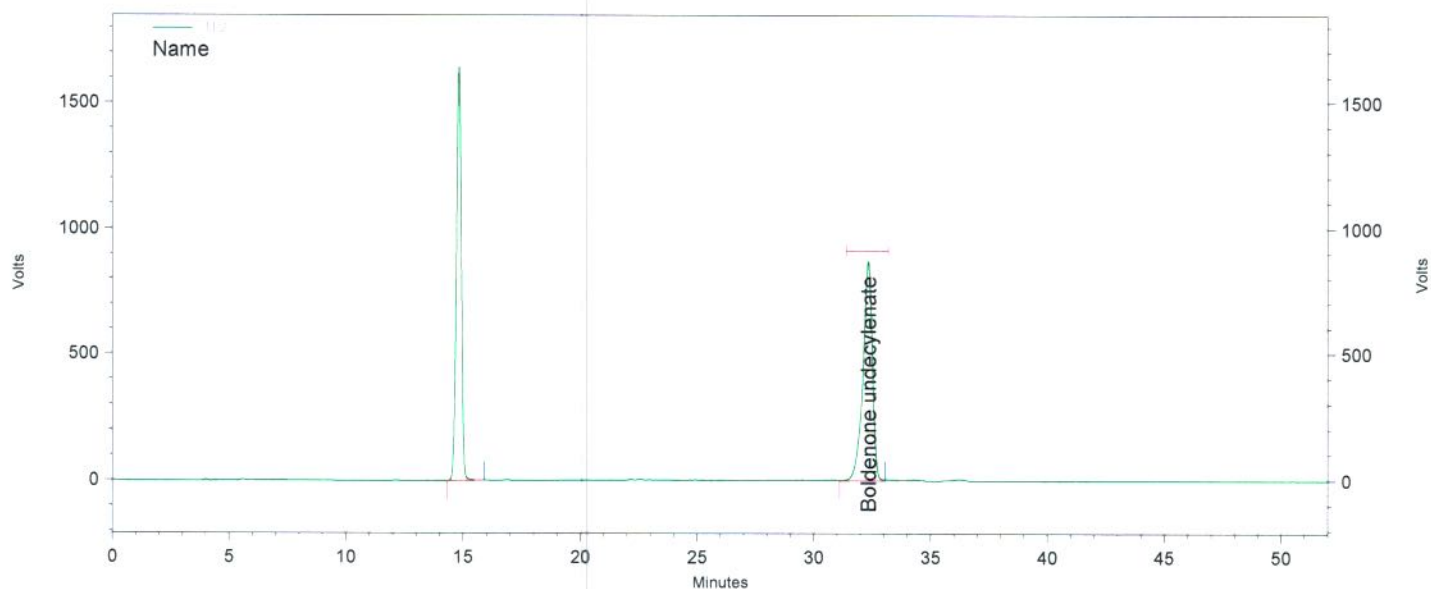
completed: 31.10.2016

The enclosed results refer exclusively to the object of examination described above.
The measuring accuracy is available on request. Only handwritten signatures are valid.
Without written permission, it is not allowed to publish single parts of this report.

Report steroid analysis

HPLC: Nr.5
 Analysendatum: 27.10.2016 10:19:19
 Vial: 7
 Probenidentifikation: C47824 A
 Operator: zbe
 Chrom.-Beding. ACN / Wasser, gradient
 Temperatur: 40 °C
 Säule Nr. 135, 250 x 4,6, C18
 Detektion: UV 240nm

Druckdatum: 31.10.2016 08:11:03
 Injektvolumen: 20



Channel A

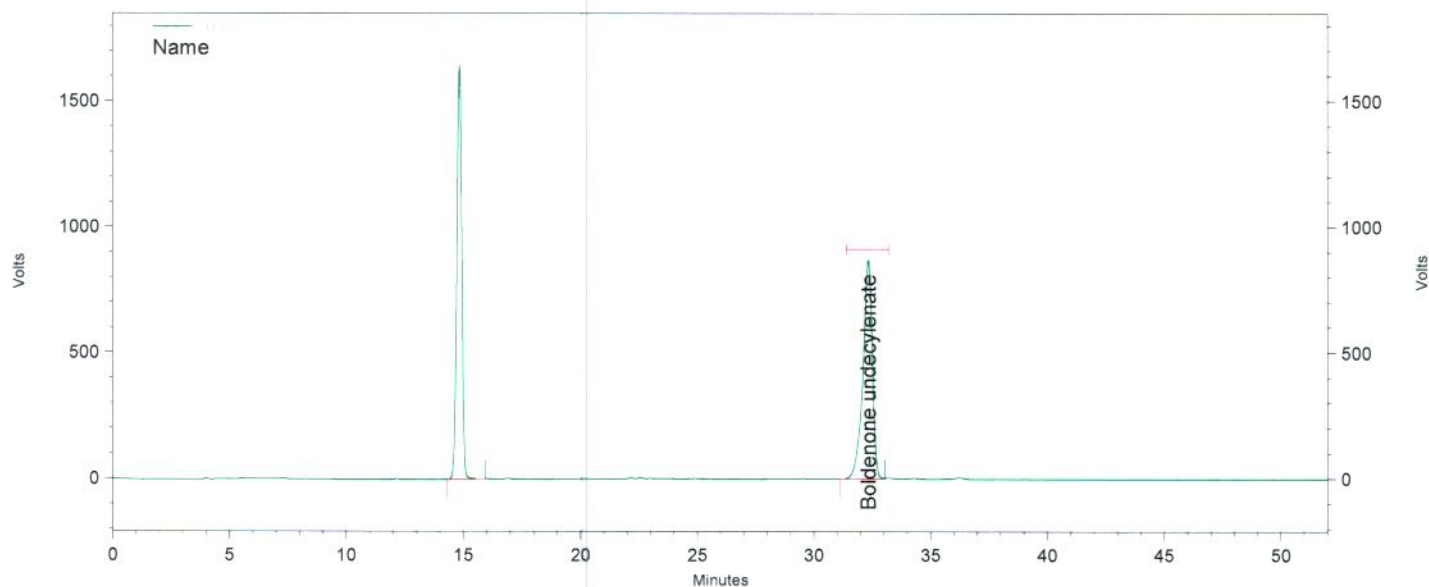
UV Results				
Name	Time	Area	Amount	Area Percent
Boldenone undecylenate	14,827	97804290	0,000	50,106
Boldenone undecylenate	32,347	97388801	0,000	49,894
Totals		195193091	0,000	100,000

Daten File: C:\EZChrom Elite\Enterprise\Projects\Simec\Data\2016\Oktober 2016\26,10,16\Diverse Steroide\010_C47824 A-Rep1.dat
 Methode: C:\EZChrom Elite\Enterprise\Projects\Simec\Method\Steroide\Steroide A.met

Report steroid analysis

HPLC: Nr.5
 Analysendatum: 27.10.2016 11:12:48
 Vial: 7
 Probenidentifikation: C47824 A
 Operator: zbe
 Chrom.-Beding. ACN / Wasser, gradient
 Temperatur: 40 °C
 Säule Nr. 135, 250 x 4,6, C18
 Detektion: UV 240nm

Druckdatum: 31.10.2016 08:11:07
 Injektvolumen: 20



Channel A

UV Results

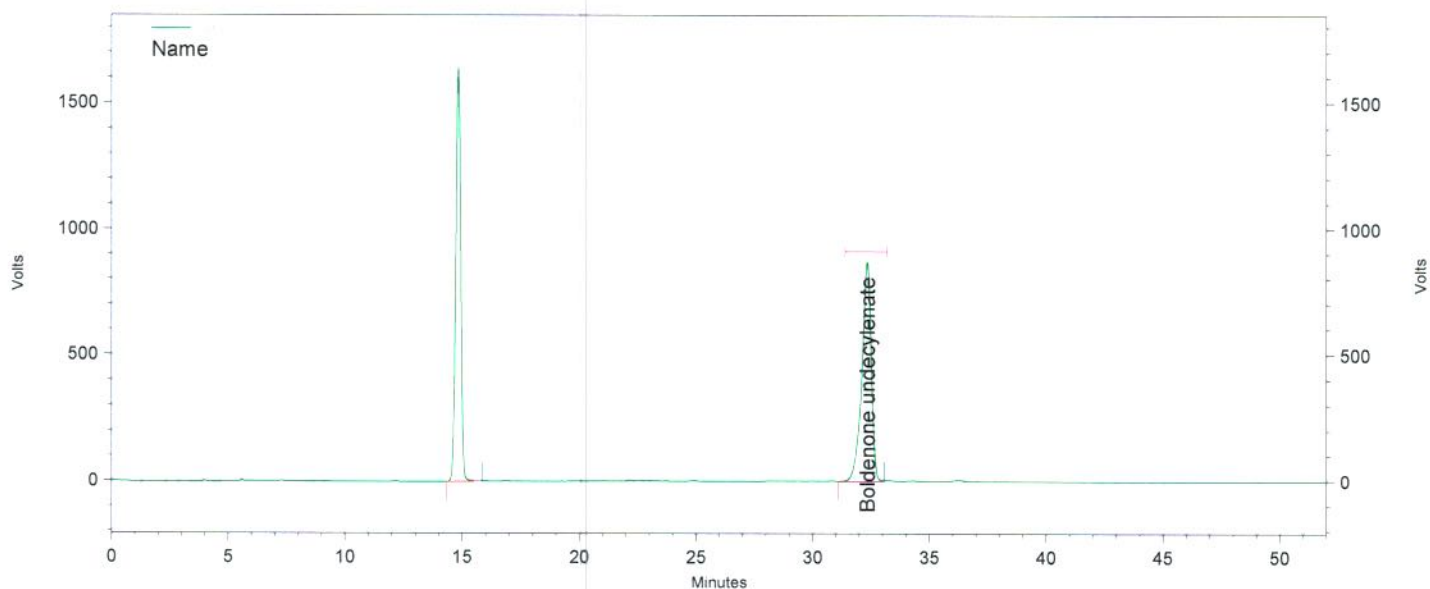
Name	Time	Area	Amount	Area Percent
Boldenone undecylenate	14,840	97525160	0,000	50,092
Boldenone undecylenate	32,343	97168337	0,000	49,908
Totals		194693497	0,000	100,000

Daten File: C:\EZChrom Elite\Enterprise\Projects\Simec\Data\2016\Oktober 2016\26,10,16\Diverse Steroide\010_C47824 A-Rep2.dat
 Methode: C:\EZChrom Elite\Enterprise\Projects\Simec\Method\Stereoide\Stereoide A.met

Report steroid analysis

HPLC: Nr.5
 Analysendatum: 27.10.2016 12:06:08
 Vial: 7
 Probenidentifikation: C47824 A
 Operator: zbe
 Chrom.-Beding. ACN / Wasser, gradient
 Temperatur: 40 °C
 Säule Nr. 135, 250 x 4,6, C18
 Detektion: UV 240nm

Druckdatum: 31.10.2016 08:11:12
 Injektvolumen: 20



Channel A

UV Results

Name	Time	Area	Amount	Area Percent
Boldenone undecylenate	14,843	97490118	0,000	50,058
Boldenone undecylenate	32,350	97265446	0,000	49,942

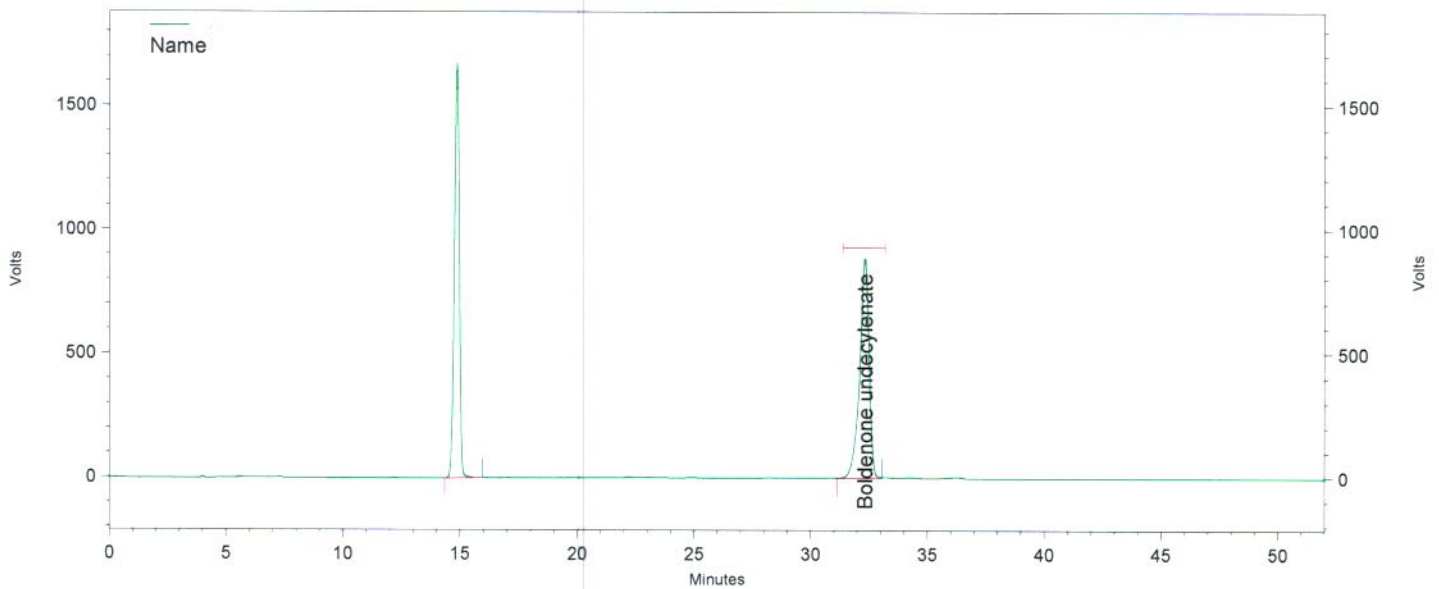
Totals		194755564	0,000	100,000
--------	--	-----------	-------	---------

Daten File: C:\EZChrom Elite\Enterprise\Projects\Simec\Data\2016\Oktober 2016\26,10,16\Diverse Steroide\010_C47824 A-Rep3.dat
 Methode: C:\EZChrom Elite\Enterprise\Projects\Simec\Method\Steroide\Steroide A.met

Report steroid analysis

HPLC: Nr.5
 Analysendatum: 27.10.2016 12:59:34
 Vial: 8
 Probenidentifikation: C47824 B
 Operator: zbe
 Chrom.-Beding.: ACN / Wasser, gradient
 Temperatur: 40 °C
 Säule: Nr. 135, 250 x 4,6, C18
 Detektion: UV 240nm

Druckdatum: 31.10.2016 08:11:16
 Injektvolumen: 20



Channel A

UV Results

Name	Time	Area	Amount	Area Percent
Boldenone undecylenate	14,867	99037692	0,000	50,005
Boldenone undecylenate	32,343	99016362	0,000	49,995

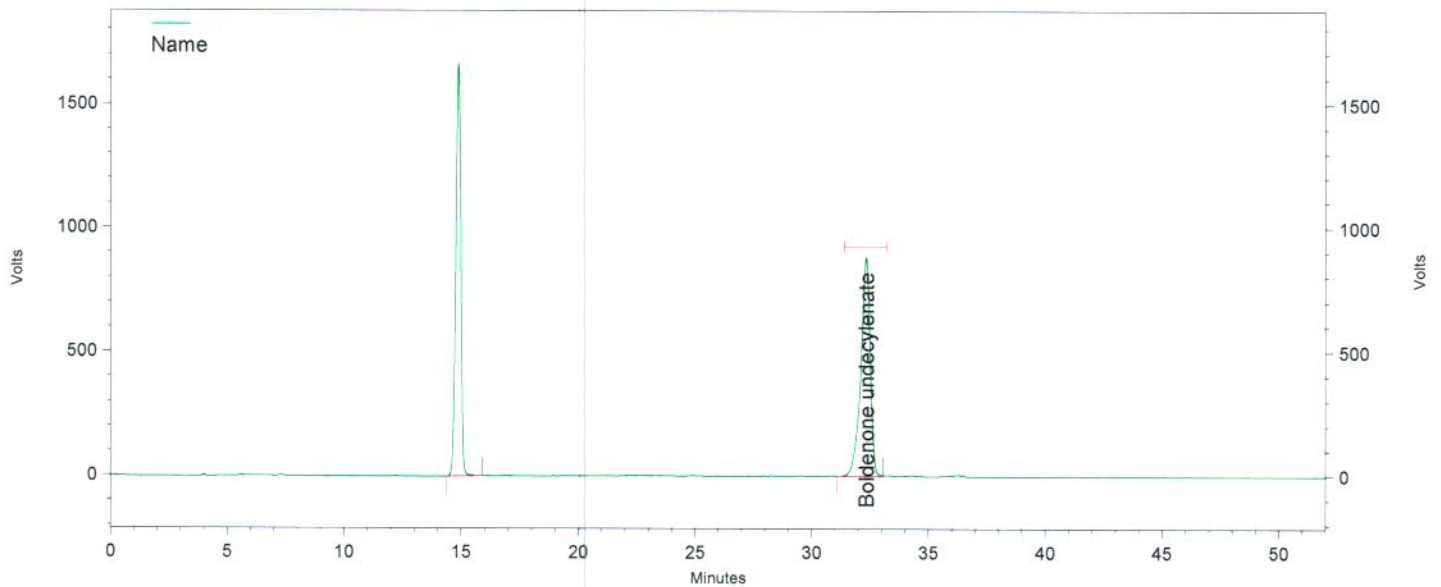
Totals		198054054	0,000	100,000
--------	--	-----------	-------	---------

Daten File: C:\EZChrom Elite\Enterprise\Projects\Simec\Data\2016\Oktober 2016\26,10,16\Diverse Steroide\011_C47824 B-Rep1.dat
 Methode: C:\EZChrom Elite\Enterprise\Projects\Simec\Method\Steroide\Steroide A.met

Report steroid analysis

HPLC: Nr.5
 Analysendatum: 27.10.2016 13:53:01
 Vial: 8
 Probenidentifikation: C47824 B
 Operator: zbe
 Chrom.-Beding. ACN / Wasser, gradient
 Temperatur: 40 °C
 Säule Nr. 135, 250 x 4,6, C18
 Detektion: UV 240nm

Druckdatum: 31.10.2016 08:11:20
 Injektvolumen: 20



Channel A

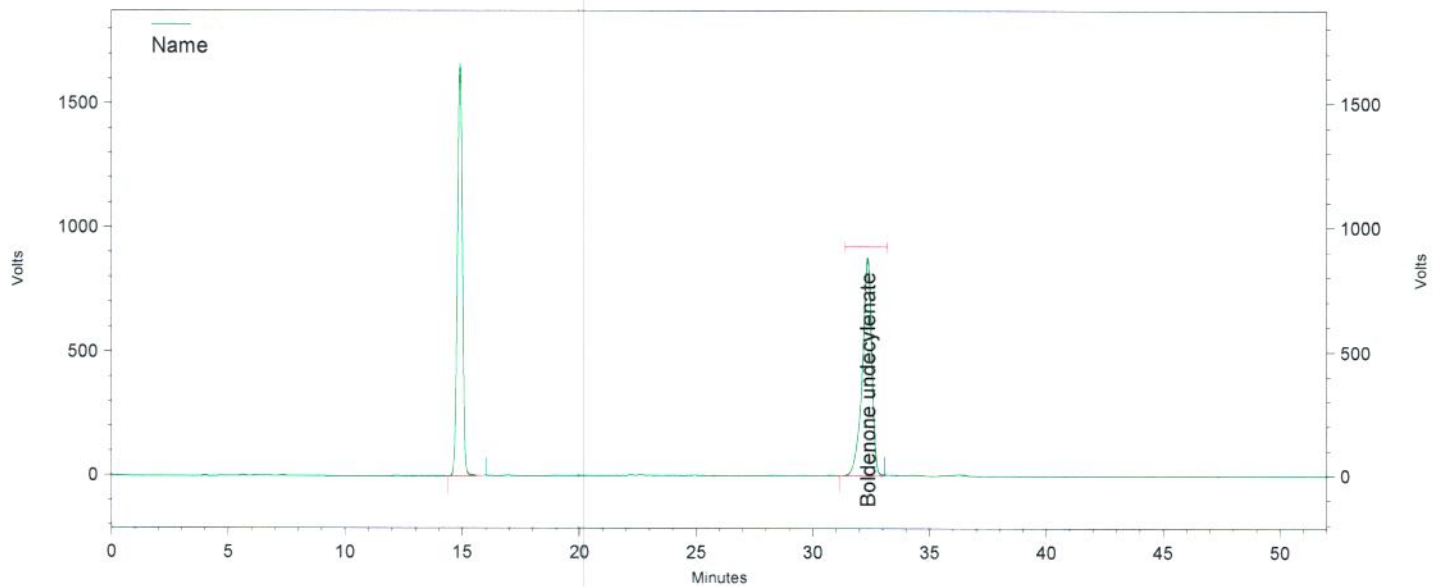
UV Results				
Name	Time	Area	Amount	Area Percent
Boldenone undecylenate	14,883	98772734	0,000	49,984
	32,347	98837214	0,000	50,016
Totals		197609948	0,000	100,000

Daten File: C:\EZChrom Elite\Enterprise\Projects\Simec\Data\2016\Oktober 2016\26,10,16\Diverse
 Steroide\011_C47824 B-Rep2.dat
 Methode: C:\EZChrom Elite\Enterprise\Projects\Simec\Method\Steroide\Steroide A.met

Report steroid analysis

HPLC: Nr.5
 Analysendatum: 27.10.2016 14:46:31
 Vial: 8
 Probenidentifikation: C47824 B
 Operator: zbe
 Chrom.-Beding. ACN / Wasser, gradient
 Temperatur: 40 °C
 Säule Nr. 135, 250 x 4,6, C18
 Detektion: UV 240nm

Druckdatum: 31.10.2016 08:11:24
 Injektvolumen: 20



Channel A

UV Results

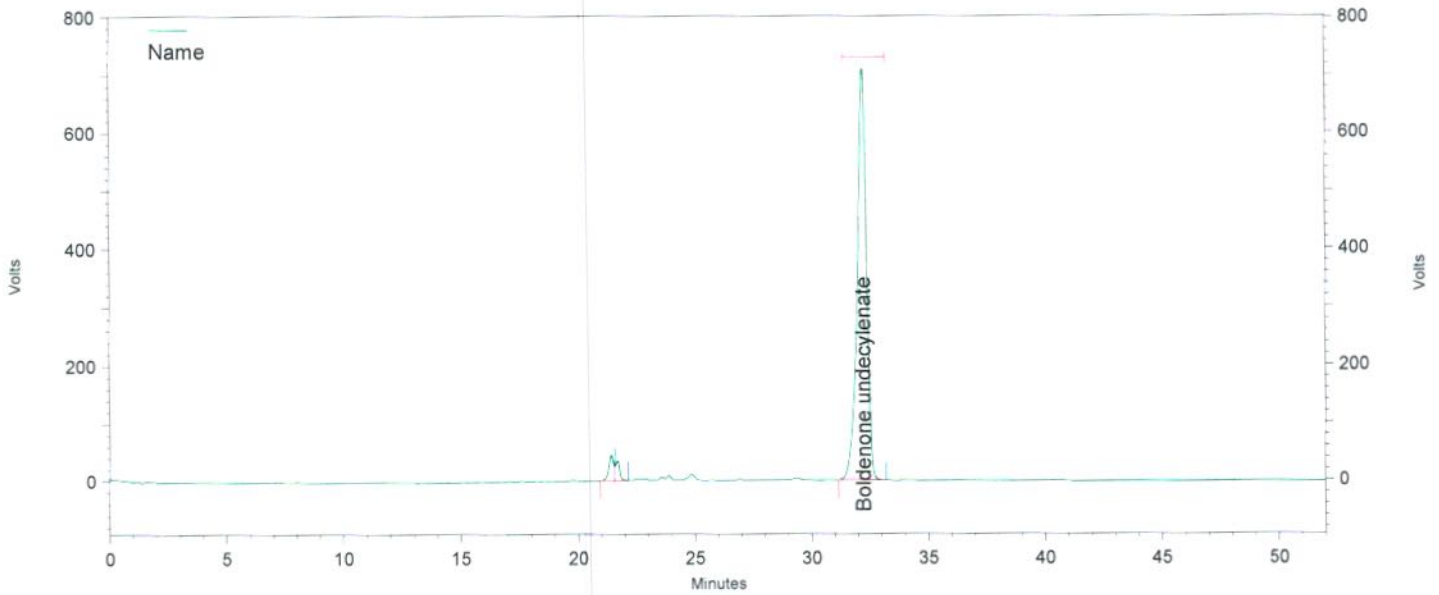
Name	Time	Area	Amount	Area Percent
Boldenone undecylenate	14,917	98757545	0,000	50,004
Boldenone undecylenate	32,367	98739931	0,000	49,996
Totals		197497476	0,000	100,000

Daten File: C:\EZChrom Elite\Enterprise\Projects\Simec\Data\2016\Oktober 2016\26,10,16\Diverse Steroide\011_C47824 B-Rep3.dat
 Methode: C:\EZChrom Elite\Enterprise\Projects\Simec\Method\Steroide\Steroide A.met

Report steroid analysis

HPLC: Nr.5
 Analysendatum: 26.10.2016 16:30:21
 Vial: 2
 Probenidentifikation: STD Boldenone Undecylenate
 Operator: zbe
 Chrom.-Beding. ACN / Wasser, gradient
 Temperatur: 40 °C
 Säule Nr. 135, 250 x 4,6, C18
 Detektion: UV 240nm

Druckdatum: 31.10.2016 08:09:41
 Injektvolumen: 20



Channel A

UV Results

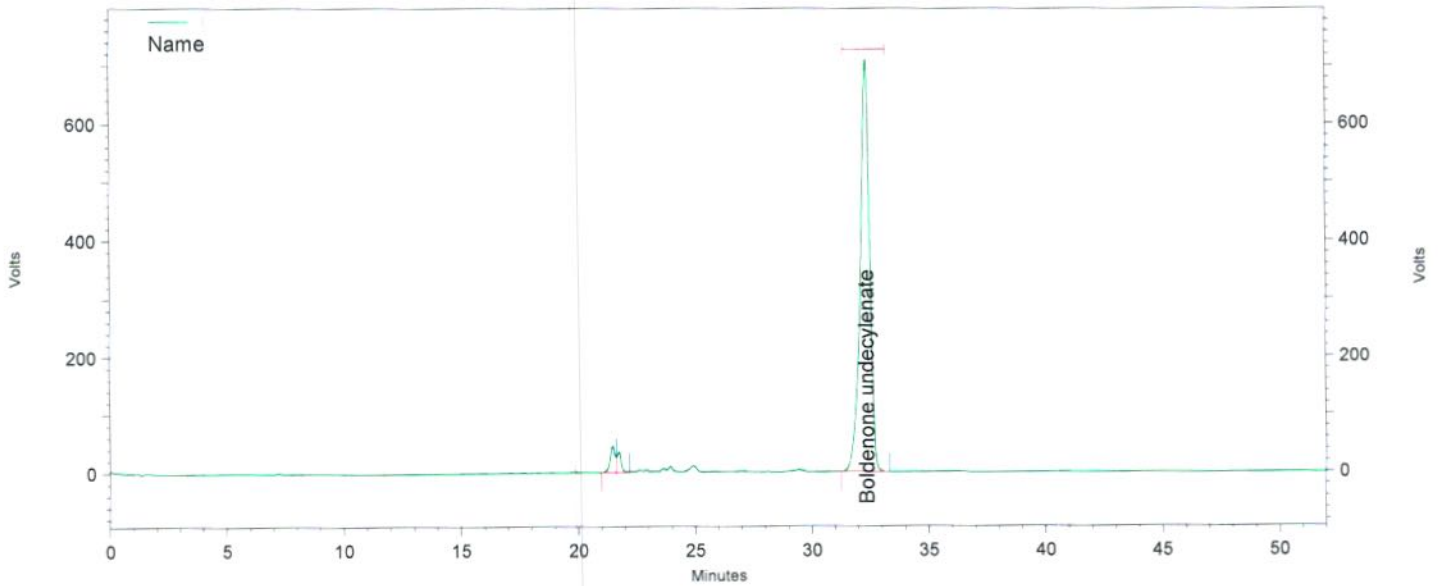
Name	Time	Area	Amount	Area Percent
	21,427	2589794	0,000	3,118
	21,697	1783017	0,000	2,147
Boldenone undecylenate	32,223	78680723	0,000	94,735
Totals		83053534	0,000	100,000

Daten File: C:\EZChrom Elite\Enterprise\Projects\Simec\Data\2016\Oktober 2016\26,10,16\Diverse Steroide\003_STD Boldenone Undecylenate-Rep1.dat
 Methode: C:\EZChrom Elite\Enterprise\Projects\Simec\Method\Steroide\Steroide A.met

Report steroid analysis

HPLC: Nr.5
 Analysendatum: 26.10.2016 17:23:55
 Vial: 2
 Probenidentifikation: STD Boldenone Undecylenate
 Operator: zbe
 Chrom.-Beding. ACN / Wasser, gradient
 Temperatur: 40 °C
 Säule Nr. 135, 250 x 4,6, C18
 Detektion: UV 240nm

Druckdatum: 31.10.2016 08:09:45
 Injektvolumen: 20



Channel A

UV Results

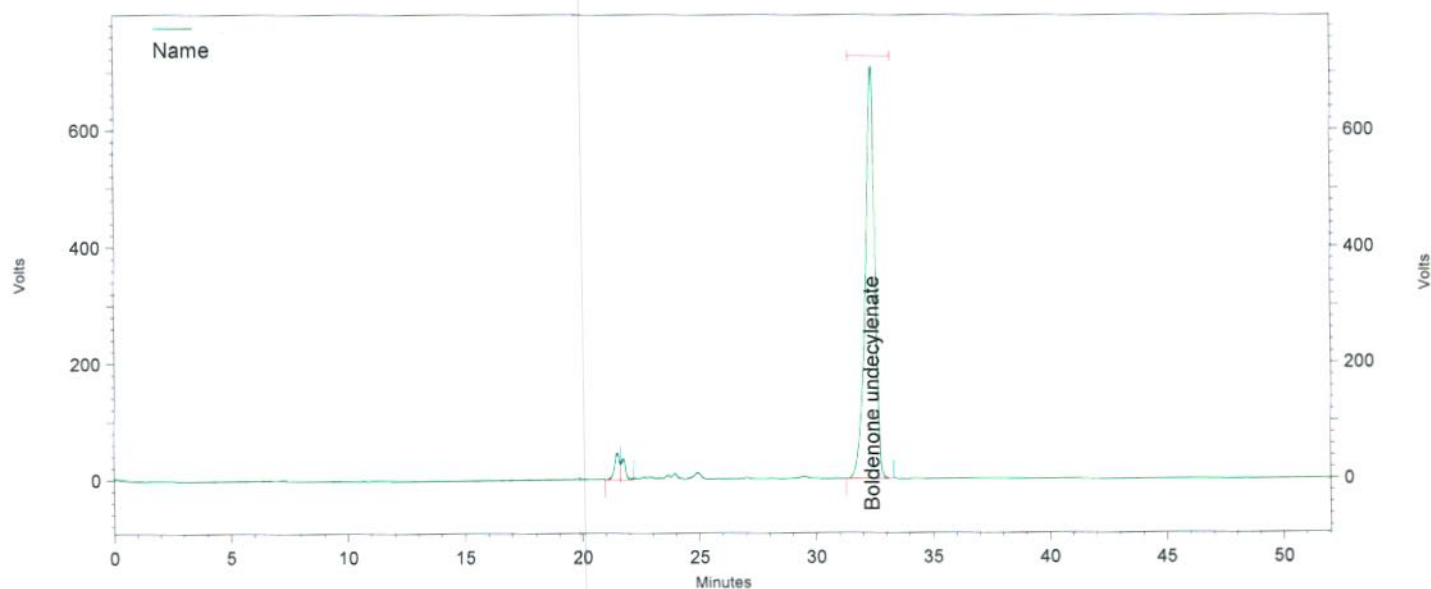
Name	Time	Area	Amount	Area Percent
	21,477	2620604	0,000	3,148
	21,750	1773977	0,000	2,131
Boldenone undecylenate	32,357	78849917	0,000	94,721
Totals		83244498	0,000	100,000

Daten File: C:\EZChrom Elite\Enterprise\Projects\Simec\Data\2016\Oktober 2016\26,10,16\Diverse Steroide\003_STD Boldenone Undecylenate-Rep2.dat
 Methode: C:\EZChrom Elite\Enterprise\Projects\Simec\Method\Steroide\Steroide A.met

Report steroid analysis

HPLC: Nr.5
 Analysendatum: 26.10.2016 18:17:20
 Vial: 2
 Probenidentifikation: STD Boldenone Undecylenate
 Operator: zbe
 Chrom.-Beding. ACN / Wasser, gradient
 Temperatur: 40 °C
 Säule Nr. 135, 250 x 4,6, C18
 Detektion: UV 240nm

Druckdatum: 31.10.2016 08:09:49
 Injektvolumen: 20



Channel A

UV Results

Name	Time	Area	Amount	Area Percent
	21,477	2641486	0,000	3,175
	21,747	1769464	0,000	2,127
Boldenone undecylenate	32,380	78784899	0,000	94,698

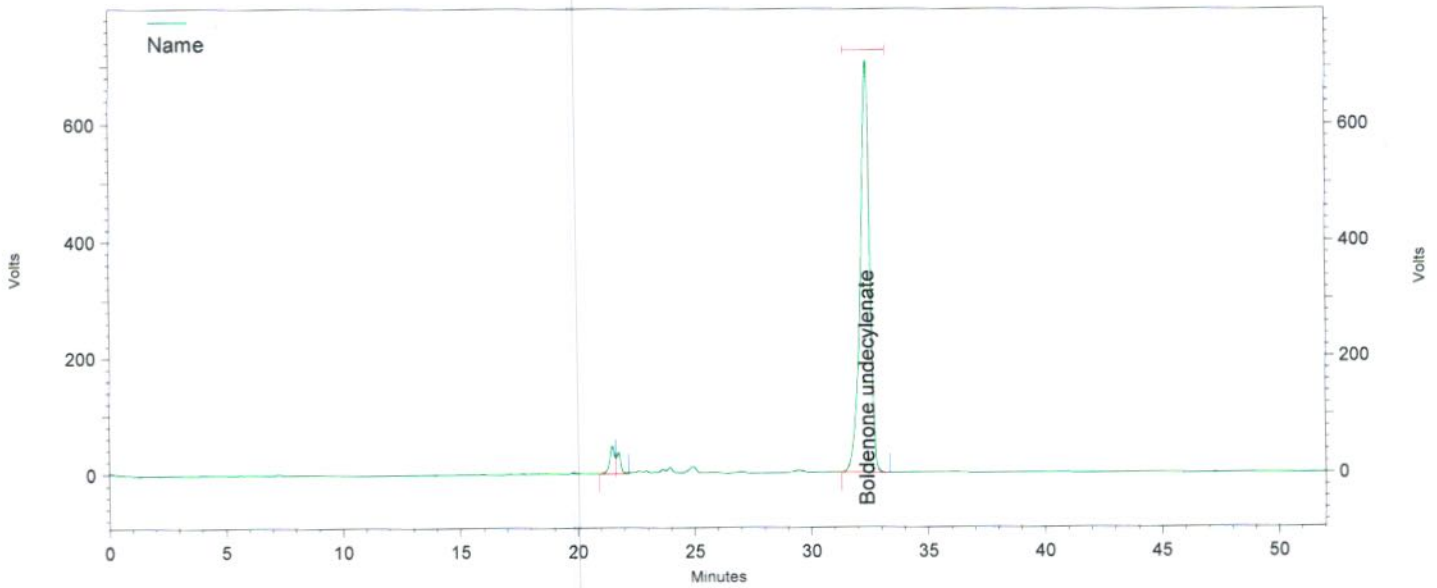
Totals		83195849	0,000	100,000
--------	--	----------	-------	---------

Daten File: C:\EZChrom Elite\Enterprise\Projects\Simec\Data\2016\Oktober 2016\26,10,16\Diverse Steroide\003_STD Boldenone Undecylenate-Rep3.dat
 Methode: C:\EZChrom Elite\Enterprise\Projects\Simec\Method\Steroide\Steroide A.met

Report steroid analysis

HPLC: Nr.5
 Analysendatum: 26.10.2016 19:10:48
 Vial: 2
 Probenidentifikation: STD Boldenone Undecylenate
 Operator: zbe
 Chrom.-Beding. ACN / Wasser, gradient
 Temperatur: 40 °C
 Säule Nr. 135, 250 x 4,6, C18
 Detektion: UV 240nm

Druckdatum: 31.10.2016 08:09:53
 Injektvolumen: 20



Channel A

UV Results

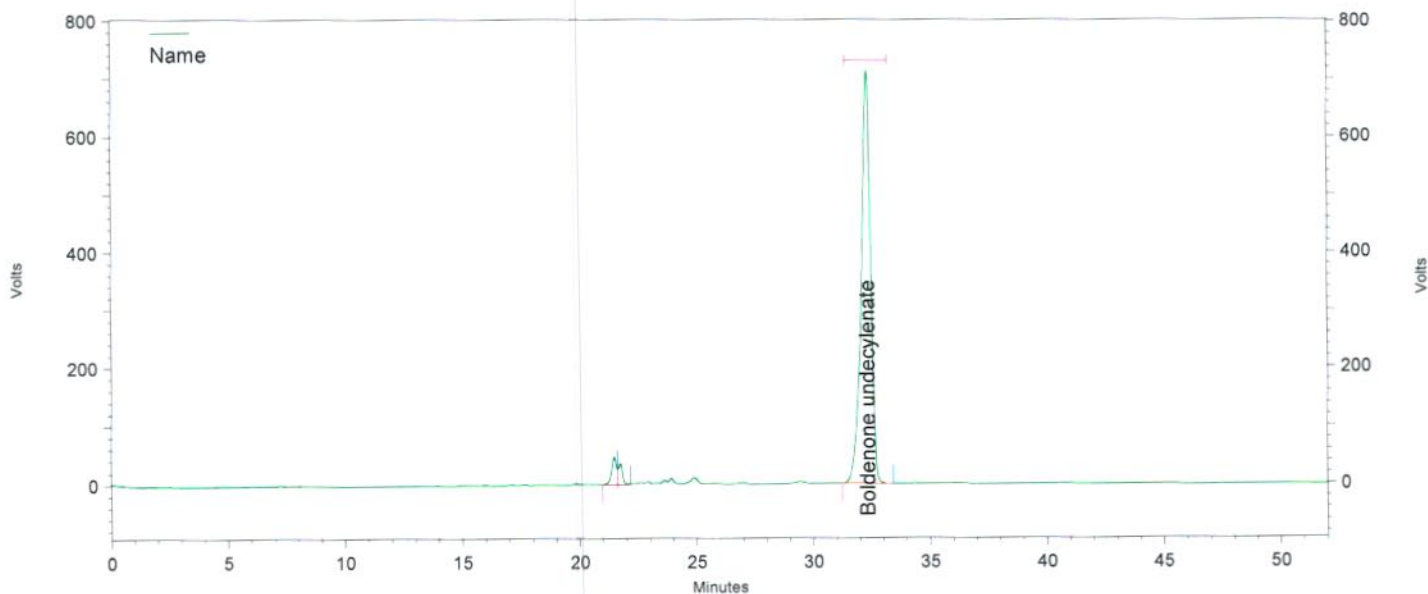
Name	Time	Area	Amount	Area Percent
	21,480	2668694	0,000	3,215
	21,750	1760192	0,000	2,120
Boldenone undecylenate	32,380	78580429	0,000	94,665
Totals		83009315	0,000	100,000

Daten File: C:\EZChrom Elite\Enterprise\Projects\Simec\Data\2016\Oktober 2016\26,10,16\Diverse Steroide\003_STD Boldenone Undecylenate-Rep4.dat
 Methode: C:\EZChrom Elite\Enterprise\Projects\Simec\Method\Steroide\Steroide A.met

Report steroid analysis

HPLC: Nr.5
 Analysendatum: 26.10.2016 20:04:09
 Vial: 2
 Probenidentifikation: STD Boldenone Undecylenate
 Operator: zbe
 Chrom.-Beding. ACN / Wasser, gradient
 Temperatur: 40 °C
 Säule Nr. 135, 250 x 4,6, C18
 Detektion: UV 240nm

Druckdatum: 31.10.2016 08:09:57
 Injektvolumen: 20



Channel A

UV Results

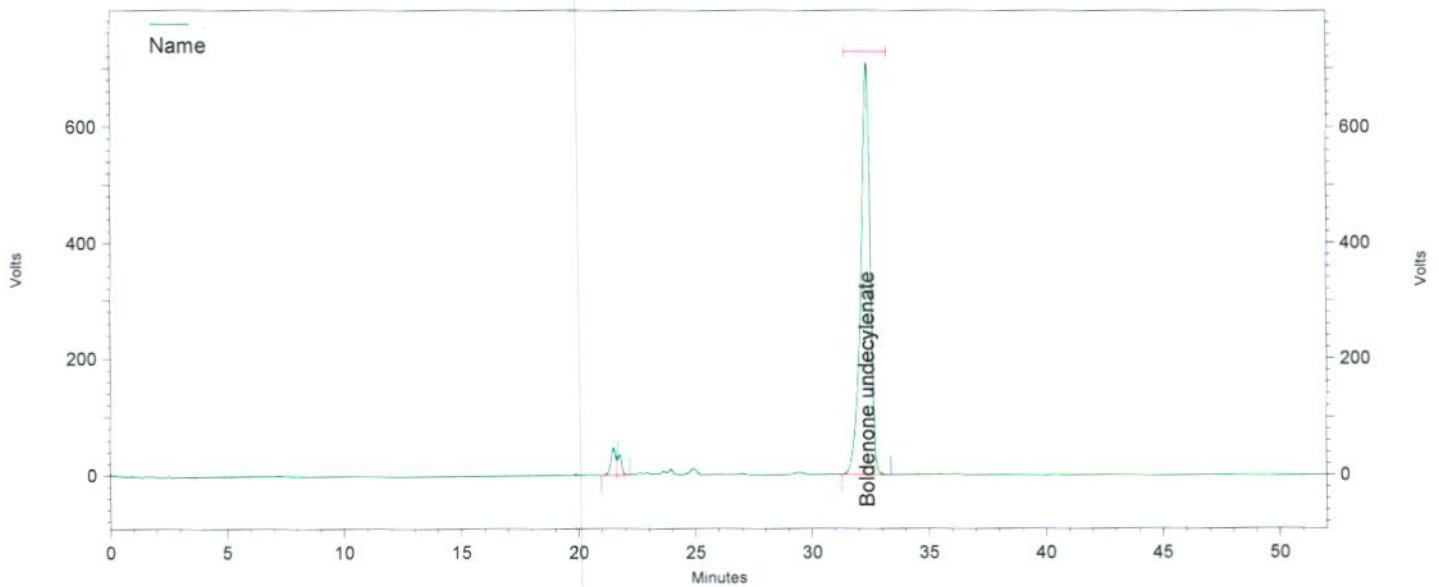
Name	Time	Area	Amount	Area Percent
	21,473	2700648	0,000	3,237
	21,743	1749713	0,000	2,097
Boldenone undecylenate	32,330	78991959	0,000	94,667
Totals		83442320	0,000	100,000

Daten File: C:\EZChrom Elite\Enterprise\Projects\Simec\Data\2016\Oktober 2016\26,10,16\Diverse Steroide\003_STD Boldenone Undecylenate-Rep5.dat
 Methode: C:\EZChrom Elite\Enterprise\Projects\Simec\Method\Steroide\Steroide A.met

Report steroid analysis

HPLC: Nr.5
 Analysendatum: 26.10.2016 20:57:40
 Vial: 2
 Probenidentifikation: STD Boldenone Undecylenate
 Operator: zbe
 Chrom.-Beding.: ACN / Wasser, gradient
 Temperatur: 40 °C
 Säule: Nr. 135, 250 x 4,6, C18
 Detektion: UV 240nm

Druckdatum: 31.10.2016 08:10:01
 Injektvolumen: 20



Channel A

UV Results				
Name	Time	Area	Amount	Area Percent
	21,487	2714303	0,000	3,263
	21,760	1732716	0,000	2,083
Boldenone undecylenate	32,343	78747651	0,000	94,655
Totals		83194670	0,000	100,000

Daten File: C:\EZChrom Elite\Enterprise\Projects\Simec\Data\2016\Oktober 2016\26,10,16\Diverse Steroide\003_STD Boldenone Undecylenate-Rep6.dat
 Methode: C:\EZChrom Elite\Enterprise\Projects\Simec\Method\Steroide\Steroide A.met