

Anabolic Lab™

Analytical Lab Testing for
Anabolic Steroid Harm Reduction

<https://anaboliclab.com>

Lab Report – April 27, 2016

Balkan Pharmaceuticals
Anapolon (50mg/tablet)
Oxymetholone



If you like the attached report, please visit [our website](https://anaboliclab.com) to find out how you can support independent and objective lab testing.



Simec AG

Areal Bleiche West Postfach 413 CH - 4800 Zofingen
Telefon +41 62 752 83 08 Fax +41 62 752 83 09
E-Mail info@simec.ch www.simec.ch

Test report

Number **C 42762**

Object of analysis: Balkan Pharma Anapolon

Customer: AnabolicLab.com

Samples: 1

Batch: -

Receipt: 01.04.2016

Subject: Assay, Identification Oxymetholone

Method(s): HPLC

Sample / Analysis:	Method	Status	Result	Specification	complies
<u>Oxymetholone:</u>					
Identification	HPLC	N	complies	complies	yes
Content	HPLC	N	48.6 mg/tablet	50 mg/tablet	-

Method-status: G = GMP A = accredited V = generally validated P = validated on product N = not validated
E = external lab

Remarks: The sample(s) mentioned above have been analysed as they have been sent to us by the client. We have not controlled external processes like manufacturing, labelling, sampling, shipping, storage. These results are for information only and do not compensate for correct quality control by the manufacturer/distributor. Generally, pharmaceutical products have to be produced and distributed under full GMP/GDP regime, including GMP-compliant analyses with validated methods.

Signatures:  **controlled & released:**  **Staff:**

completed:
27.04.2016

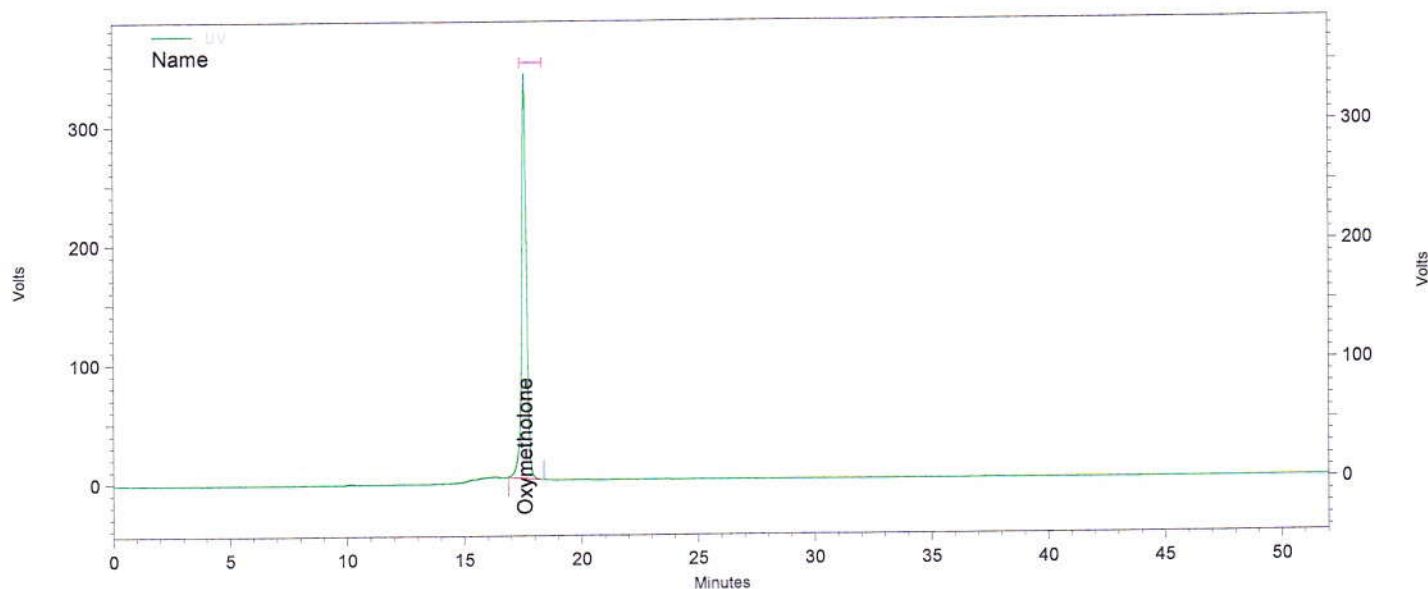
The enclosed results refer exclusively to the object of examination described above. The measuring accuracy is available on request. Only handwritten signatures are valid. Without written permission, it is not allowed to publish single parts of this report.

page 1 of 1

Report steroid analysis

HPLC: Nr.5
 Analysendatum: 25.04.2016 13:29:40
 Vial: 48
 Probenidentifikation: C42762 A
 Operator: admin
 Chrom.-Beding. ACN / Wasser, gradient
 Temperatur: 40 °C
 Säule Nr. 85, 250 x 4,6, C18
 Detektion: UV 240nm

Druckdatum: 26.04.2016 11:05:56
 Injektvolumen: 20



Channel A

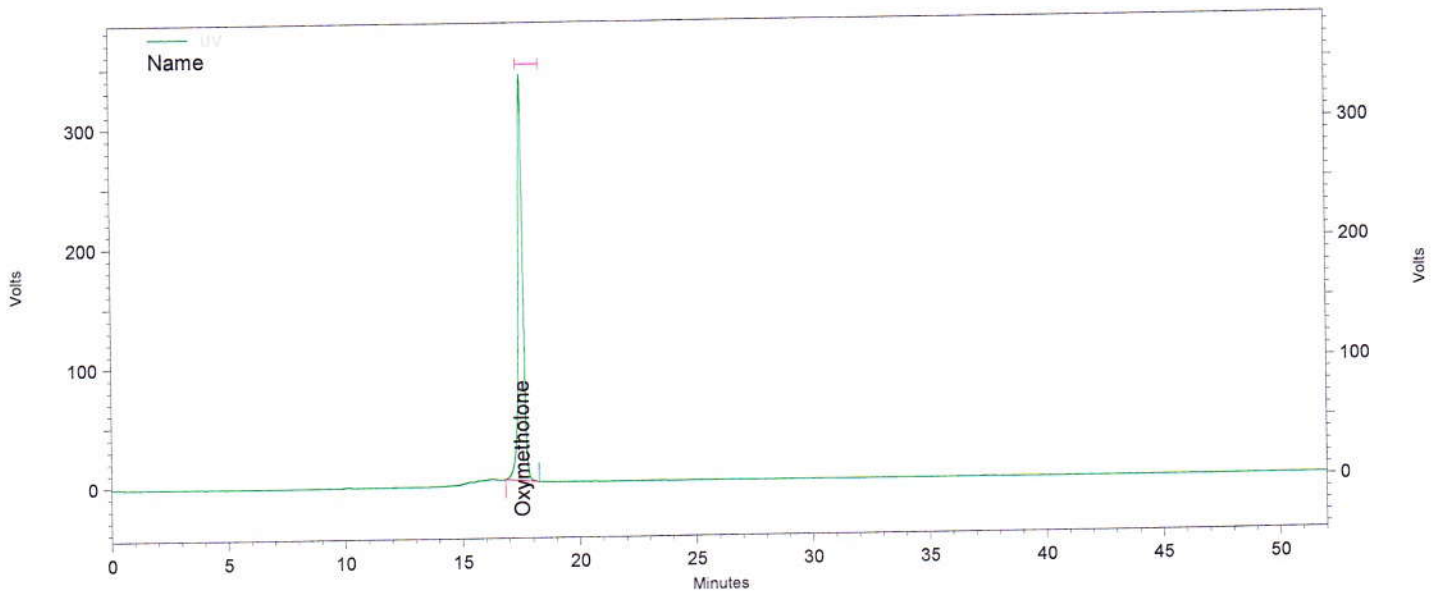
UV Results				
Name	Time	Area	Amount	Area Percent
Oxymetholone	17,580	19067504	0,000	100,000
Totals		19067504	0,000	100,000

Daten File: C:\EZChrom Elite\Enterprise\Projects\Simec\Data\2016\April 2016\Diverse
 Steroide\19,04,16\062_C42762 A-Rep1.dat
 Methode: C:\EZChrom Elite\Enterprise\Projects\Simec\Method\Steroide\Oxymetholone_UV290.met

Report steroid analysis

HPLC: Nr.5
 Analysendatum: 25.04.2016 14:23:05
 Vial: 48
 Probenidentifikation: C42762 A
 Operator: admin
 Chrom.-Beding.: ACN / Wasser, gradient
 Temperatur: 40 °C
 Säule: Nr. 85, 250 x 4,6, C18
 Detektion: UV 240nm

Druckdatum: 26.04.2016 11:06:01
 Injektvolumen: 20



Channel A

UV Results

Name	Time	Area	Amount	Area Percent
Oxymetholone	17,543	19113937	0,000	100,000

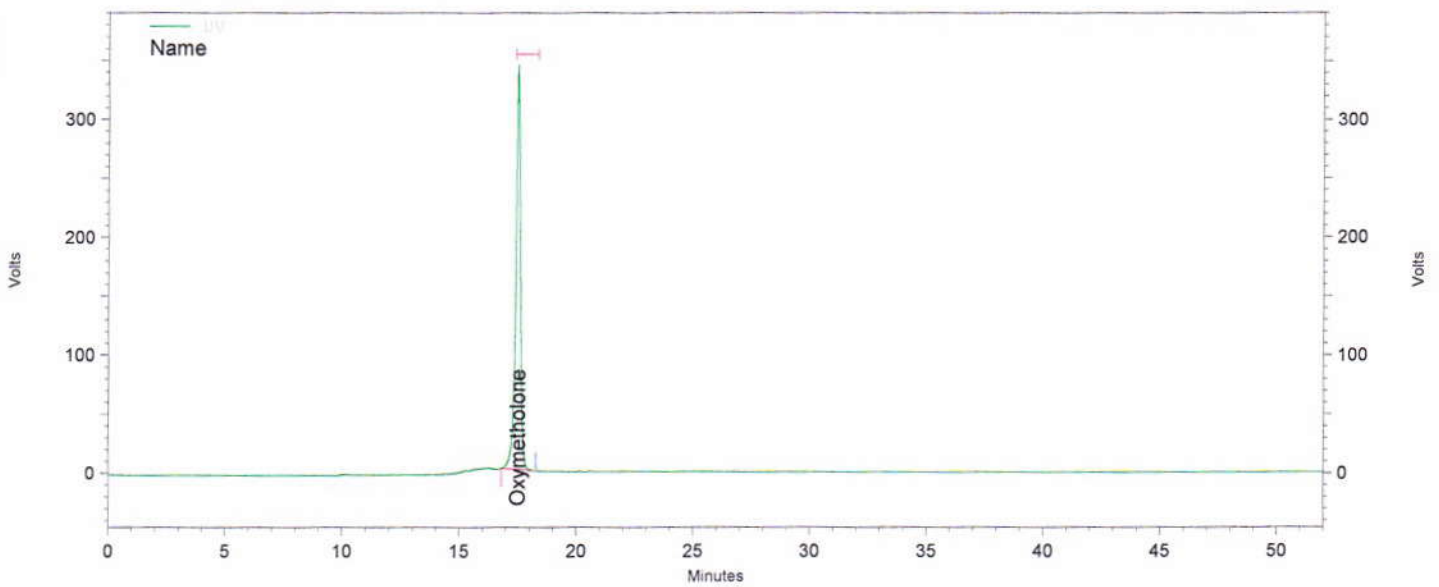
Totals		19113937	0,000	100,000
--------	--	----------	-------	---------

Daten File: C:\EZChrom Elite\Enterprise\Projects\Simec\Data\2016\April 2016\Diverse
 Steroide\19,04,16\062_C42762 A-Rep2.dat
 Methode: C:\EZChrom Elite\Enterprise\Projects\Simec\Method\Steroide\Oxymetholone_UV290.met

Report steroid analysis

HPLC: Nr.5
 Analysendatum: 25.04.2016 15:16:25
 Vial: 48
 Probenidentifikation: C42762 A
 Operator: admin
 Chrom.-Beding. ACN / Wasser, gradient
 Temperatur: 40 °C
 Säule Nr. 85, 250 x 4,6, C18
 Detektion: UV 240nm

Druckdatum: 26.04.2016 11:06:05
 Injektvolumen: 20



Channel A

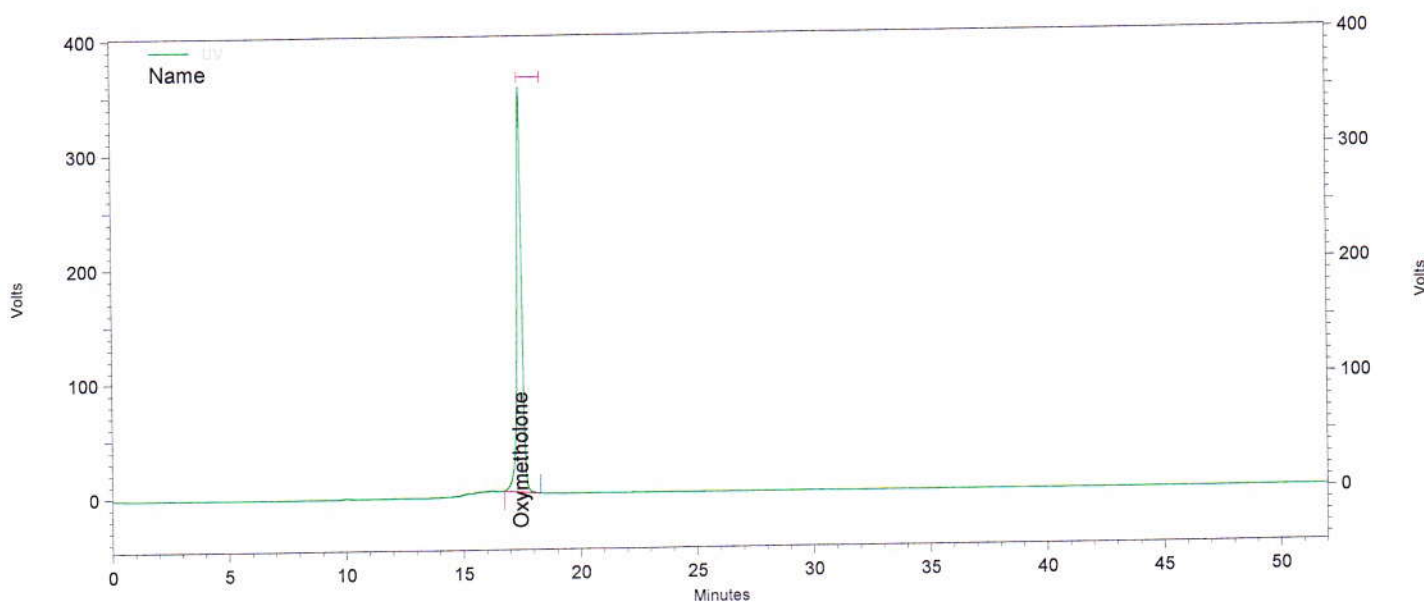
UV Results				
Name	Time	Area	Amount	Area Percent
Oxymetholone	17,497	19123998	0,000	100,000
Totals		19123998	0,000	100,000

Daten File: C:\EZChrom Elite\Enterprise\Projects\Simec\Data\2016\April 2016\Diverse
 Steroide\19,04,16\062_C42762 A-Rep3.dat
 Methode: C:\EZChrom Elite\Enterprise\Projects\Simec\Method\Steroide\Oxymetholone_UV290.met

Report steroid analysis

HPLC: Nr.5
 Analysendatum: 25.04.2016 16:09:48
 Vial: 49
 Probenidentifikation: C42762 B
 Operator: admin
 Chrom.-Beding. ACN / Wasser, gradient
 Temperatur: 40 °C
 Säule Nr. 85, 250 x 4,6, C18
 Detektion: UV 240nm

Druckdatum: 26.04.2016 11:06:10
 Injektvolumen: 20



Channel A

UV Results

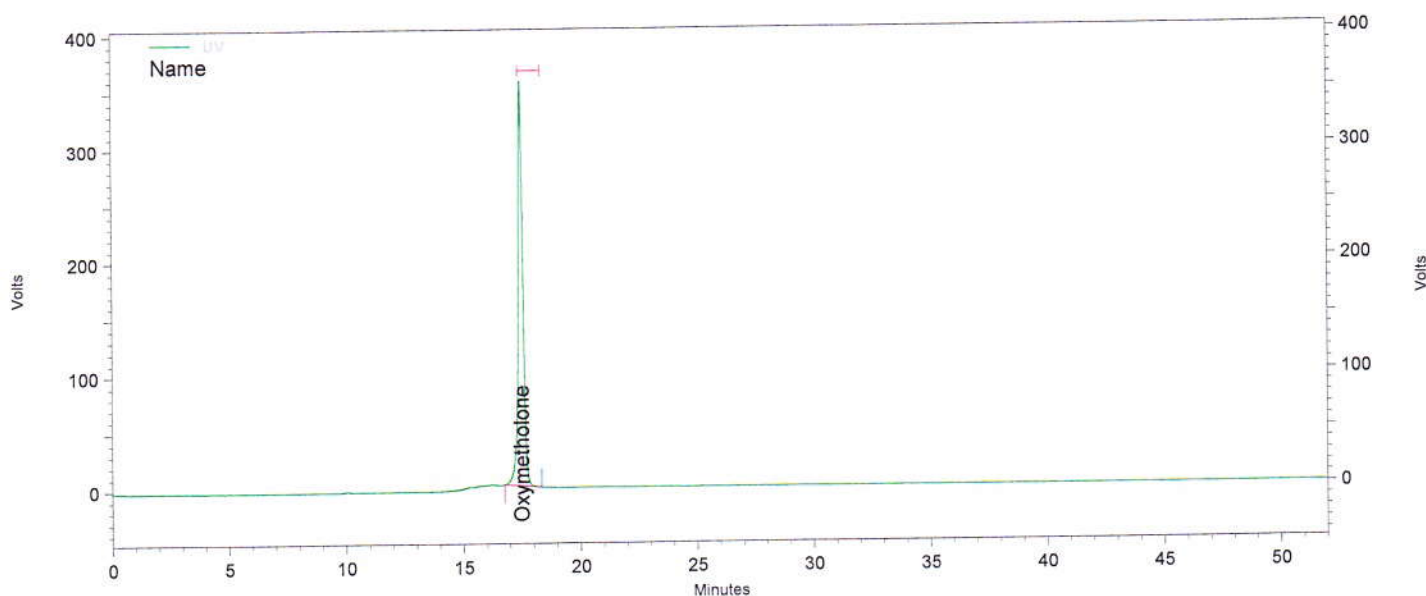
Name	Time	Area	Amount	Area Percent
Oxymetholone	17,447	19912715	0,000	100,000
Totals		19912715	0,000	100,000

Daten File: C:\EZChrom Elite\Enterprise\Projects\Simec\Data\2016\April 2016\Diverse
 Steroide\19,04,16\063_C42762 B-Rep1.dat
 Methode: C:\EZChrom Elite\Enterprise\Projects\Simec\Method\Steroide\Oxymetholone_UV290.met

Report steroid analysis

HPLC: Nr.5
 Analysendatum: 25.04.2016 17:03:11
 Vial: 49
 Probenidentifikation: C42762 B
 Operator: admin
 Chrom.-Beding. ACN / Wasser, gradient
 Temperatur: 40 °C
 Säule Nr. 85, 250 x 4,6, C18
 Detektion: UV 240nm

Druckdatum: 26.04.2016 11:06:14
 Injektvolumen: 20



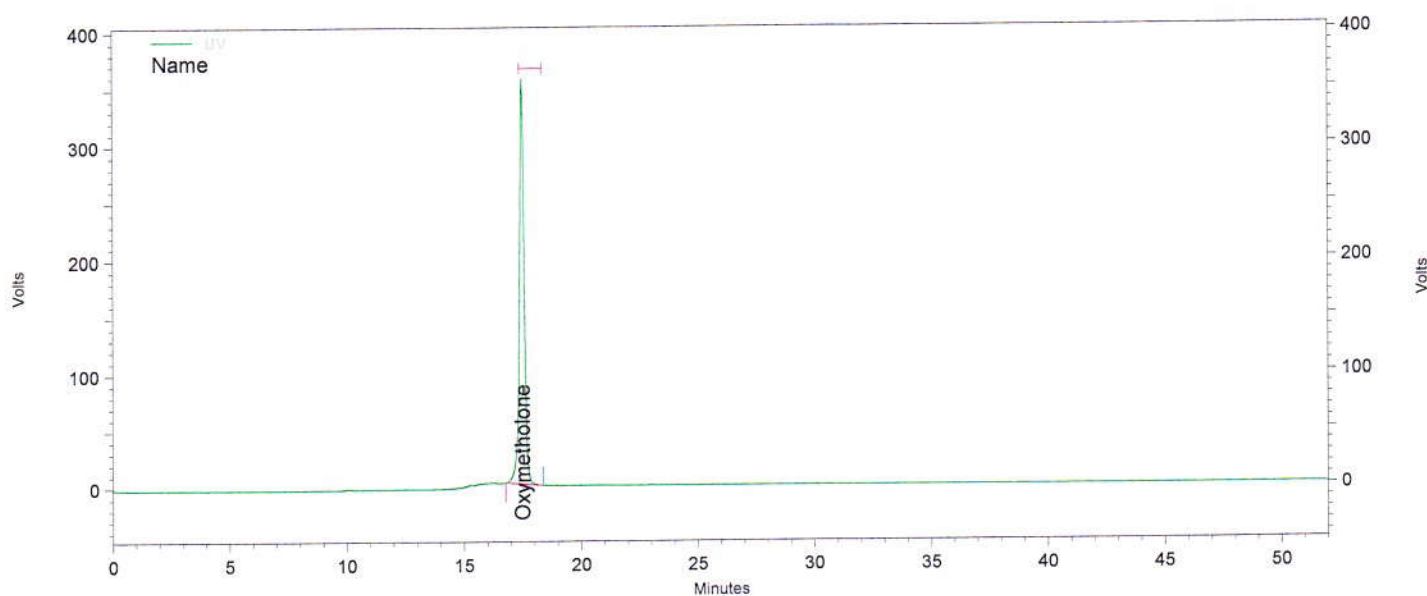
Channel A

UV Results				
Name	Time	Area	Amount	Area Percent
Oxymetholone	17,480	20077070	0,000	100,000
Totals		20077070	0,000	100,000

Daten File: C:\EZChrom Elite\Enterprise\Projects\Simec\Data\2016\April 2016\Diverse
 Steroide\19,04,16\063_C42762 B-Rep2.dat
 Methode: C:\EZChrom Elite\Enterprise\Projects\Simec\Method\Steroide\Oxymetholone_UV290.met

Report steroid analysis

HPLC:	Nr.5	Druckdatum:	26.04.2016 11:06:19
Analysendatum:	25.04.2016 17:56:34	Injektvolumen:	20
Vial:	49		
Probenidentifikation:	C42762 B		
Operator:	admin		
Chrom.-Beding.	ACN / Wasser, gradient		
Temperatur:	40 °C		
Säule	Nr. 85, 250 x 4,6, C18		
Detektion:	UV 240nm		



Channel A

UV Results

Name	Time	Area	Amount	Area Percent
Oxymetholone	17,500	20051333	0,000	100,000
Totals		20051333	0,000	100,000

Daten File: C:\EZChrom Elite\Enterprise\Projects\Simec\Data\2016\April 2016\Diverse
 Steroide\19,04,16\063_C42762 B-Rep3.dat
 Methode: C:\EZChrom Elite\Enterprise\Projects\Simec\Method\Steroide\Oxymetholone_UV290.met